

# Liquid Lava™

Jockimo | Advanced Architectural Products

Living Surfaces™ Liquid Lava™ products are exciting new materials consisting of liquid sealed within the panels. The panels are resilient and when pressure is applied, the liquid literally moves and swirls around one's feet or hands. Playful images of color and light create a sensation and atmosphere unlike any other flooring product before.

Choose from a wide range of colors and color combinations from pastel shades to the brightest reds and yellows. Custom colors and shapes are available upon request.


Living Surfaces™ Liquid Lava™ products are suitable for any application including: nightclubs, restaurants, children's hospitals, casinos, trade show exhibits, museums, hospitals, nautical vessels, dance floors, and more.

The liquid within Living Surface™ Liquid Lava™ products are non-toxic and all products are resilient and resist impact. Tiles can be recycled. Living Surfaces™ Liquid Lava™ are patented products.



## Liquid Lava™ Flooring





# Jockimo™

Advanced Architectural Products



## 2-Color



### Colors:

Numerous standard colors are available in our Living Surfaces™ Sketch™ series. Custom colors are available upon request. (Pantone® colors are the best when specifying custom colors.) Our new TransLava™ floor tiles have a transparent background allowing for under lighting to create an amazingly dramatic affect.

### Installation Instructions:

There are three ways to install our Living Surfaces™ Liquid Lava™ flooring tiles:

- 1.) Butt joint the tiles without sealing the joint. In most instances Living Surfaces™ Liquid Lava™ floor tiles install very much like any ceramic tile—they simply do not require grout or mortar. This is the method in which most flooring tiles are installed.
- 2.) Silicone the joints. This method can be utilized when waterproofing of joints is required. Installation can be messy if the installer doesn't take the time.
- 3.) In the case of hospitals, etc. the joint lines need to be welded with a pvc cord (small machines which weld the joints together)—which is a simple and standard procedure for experienced installers. Use polyurethane or aqueous base bi-component glues. For a temporary installations use short strips of a industrial double sided tape along the entire perimeter of the tiles. (Use caution during the removal of the tiles.) Please visit our web site for full installation instructions: <http://www.jockimo.com/prod-livingfloor-technical.html>

### Maintenance:

To obtain best results, periodically use an auto polishing metallic wax. This should be applied ONLY with a mop directly to the surface. (The tiles can be cleaned as well using common detergents found within the home as well.) Do NOT use automatic cleaning machinery and polishing wheels on the tiles. The rate of which the tiles should be cleaned depends on the amount of traffic that may occur for each installation. Do not use solvent wax and always avoid PVC solvents and acetones.

Place protective pads under furniture and chair legs to protect the tile surface. Use of cart or furniture wheels on the floor tiles should be avoided when possible.

### Storage:

Attention should be paid to the environmental conditions which occur during installation and/or storage. The tiles MUST be kept in a horizontal position during storage.

### Cleaning advice:

Please visit our web site for full cleaning instructions: <http://www.jockimo.com/prod-livingfloor-technical.html>

# Flooring

### TECHNICAL INFORMATION:

Our Living Surfaces™ Liquid Lava™ products are made up of two sheets of PVC. The two sheets are combined and sealed with rigid PVC becoming a single piece. Each tile is tested individually by overloading half of the surface with a load distributed which amount to 500 kg per square meter.

### Standard sizes:

Custom sizes and shapes are available. DO NOT TRY TO BEND OR FOLD THE TILES IN ANY WAY. Tiles should not be cut in the field—this will cause failure of the tiles.

**Thickness:** 1/4" (6–7mm)

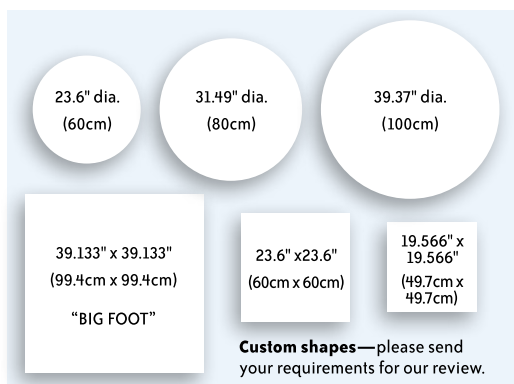
**Weight:** 5.8 lbs each (2.63kg)

**Shore/Durometer:** D 66/77

The hardness testing of plastics is most commonly measured by the Shore (Durometer) test. This test method measures the resistance of the plastic toward indentation. Shore Hardness is the preferred method for rubbers/elastomers.

**Fire reaction:** class 1

Liquids used are non-toxic and safe for all environments. Tiles can be recycled. Top surface meets ADA requirements for anti-slip.



## Jockimo, Inc.

20101 SW Birch,  
Suite #276  
Newport Beach, CA  
92660

Phone: 949.251.1560  
Fax: 949.251.0126

[www.Jockimo.com](http://www.Jockimo.com)

# Liquid Lava™

Jockimo | Advanced Architectural Products

Living Surfaces™ Liquid Lava™ products are exciting new materials consisting of liquid sealed within the panels. The panels are resilient and when pressure is applied, the liquid literally moves and swirls around one's feet or hands. Playful images of color and light create a sensation and atmosphere unlike any other flooring product before.

Choose from a wide range of colors and color combinations from pastel shades to the brightest reds and yellows. Custom colors and shapes are available upon request.

Living Surfaces™ Liquid Lava™ products are suitable for any application including: nightclubs, restaurants, children's hospitals, casinos, trade show exhibits, museums, hospitals, nautical vessels, dance floors, and more.

The liquid within Living Surface™ Liquid Lava™ products is non-toxic. The top surface is resilient and resists impact. Living Surfaces™ Liquid Lava™ are patented products. Tiles can be recycled.





## Liquid Lava™ Tables & Countertops





# Liquid Lava

Jockimo | Advanced Architectural Products



# Jockimo™

Advanced Architectural Products



### Installation Instructions:

The table tops arrive to you pre-drilled to accept standard hardware. You can simply lay the table top on the ground (on a protective blanket so you do not scratch the surface) and attach the base to the back of the table top.

### Storage:

Attention should be paid to the environmental conditions which occur during installation and/or storage. The tiles MUST be kept in a horizontal position during storage. The Living Surface™ Liquid Lava™ tiles resist temperatures up to 140° F (60° C), however the best results are obtained at room temperatures between 50° F (10° C) and 104°F (40° C). The tiles react normally at lower temperatures as well but are more sensible to damage and colder temperatures.

### Maintenance:

To obtain best results, periodically use an auto polishing metallic wax. This should be applied ONLY with a towel directly to the surface. (The tiles can be cleaned as well using common detergents found within the home as well.) Do NOT use automatic cleaning machinery and polishing wheels on the tiles. The rate of which the tiles should be cleaned depends on the amount of traffic that may occur for each installation.

### Cleaning advice:

Please visit our web site for full cleaning instructions: <http://www.jockimo.com/prod-livingfloor-technical.html>

### Colors:

Numerous standard colors are available in our Living Surfaces™ Sketch™ series. Custom colors are available upon request. (Pantone® colors are the best when specifying custom colors.)

Our new TransLava™ Table/Countertops have a transparent background allowing for under lighting to create an amazingly dramatic affect.

## Tables & Countertops

### TECHNICAL INFORMATION:

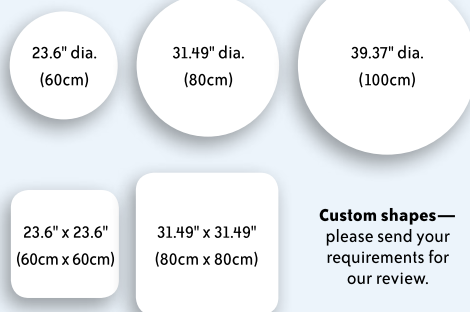
The liquid within our Living Surface™ Liquid Lava™ products are non-toxic. Living Surfaces™ Liquid Lava™ are patented products.

**Thickness:** 1.18" (3cm) diameter

**Top Surfaces:** We offer three (3) different surfaces in our Table/Counter Tops: Matte, Glossy, Coarse

**Styles:** We offer three (3) different styles of table tops: Points, Line, Free Line

### Standard sizes:



**Custom shapes—** please send your requirements for our review.



**Points style**  
(shown with Matte surface)



**Lines style**  
(shown with Glossy surface)



**Free Line style**  
(shown with Coarse surface)

## Jockimo, Inc.

20101 SW Birch,  
Suite #276  
Newport Beach, CA  
92660

Phone: 949.251.1560  
Fax: 949.251.0126

[www.Jockimo.com](http://www.Jockimo.com)



Jockimo, Inc.

20101 SW Birch,  
Suite #276  
Newport Beach, CA  
92660

Phone: 949.251.1560  
Fax: 949.251.0126  
[www.Jockimo.com](http://www.Jockimo.com)






Jockimo, Inc.  
20101 SW Birch,  
Suite #276  
Newport Beach, CA  
92660  
Phone: 949.251.1560  
Fax: 949.251.0126  
www.Jockimo.com





Jockimo, Inc.  
20101 SW Birch,  
Suite #276  
Newport Beach, CA  
92660  
Phone: 949.251.1560  
Fax: 949.251.0126  
[www.Jockimo.com](http://www.Jockimo.com)





Jockimo, Inc.

20101 SW Birch,  
Suite #276  
Newport Beach, CA  
92660

Phone: 949.251.1560  
Fax: 949.251.0126

[www.Jockimo.com](http://www.Jockimo.com)

